



Distribution Schedule

HB LEASING & FINANCE COMPANY LIMITED

Distribution of Equity Shares as on 30/09/2009
 Total Nominal value of Rs. 110627310.00 Nominal value of each share/unit Rs. 10.00
 Total number of shares/units 11062731 Paid up value of each share/unit Rs. 10.00

TABLE I
Distribution of holdings



Shareholding of value of Rs.	Shareholders		Share holdings		
	Number	% to total	Shares	Amount	% to total
UPTO TO 5000	36852	97.48	4694282	46942820.00	42.43
5001 TO 10000	550	1.45	418633	4186330.00	3.78
10001 TO 20000	228	0.60	330709	3307090.00	2.99
20001 TO 30000	69	0.18	176893	1768930.00	1.60
30001 TO 40000	35	0.09	123929	1239290.00	1.12
40001 TO 50000	5	0.01	22942	229420.00	0.21
50001 TO 100000	31	0.08	221299	2212990.00	2.00
100001 and Above	36	0.10	5074044	50740440.00	45.87
** G Total	37806	100.00	11062731	110627310.00	100.00




Annexure II
HB LEASING & FINANCE COMPANY LIMITED

(1) (a) Statement showing Shareholding Pattern as on 30/09/2009

Category code (I)	Category of shareholder (II)	Number of shareholders (III)	Total Number of Shares (IV)	Number of shares held in dematerialized form (V)	Total Shareholding as a percentage of total no. of shares		Shares Pledged or otherwise encumbered	
					As a percentage of (A+B) (VI)	As a percentage of (A+B+C) (VII)	No. of shares (VIII)	As a percentage (IX)=(VIII)/(IV)*100
(A)	Shareholding of promoter and promoter Group							
(1)	Indian							
(a)	INDIVIDUALS/HUF	8	20,38,514	20,37,964	18.43	18.43	0	0.00
(b)	CENTRAL GOVERNMENT/STATE GOVERNMENT	0	0	0	0.00	0.00	0	0.00
(c)	BODIES CORPORATE	5	16,92,950	16,92,950	15.30	15.30	0	0.00
(d)	FINANCIAL INSTITUTIONS/BANKS	0	0	0	0.00	0.00	0	0.00
(e)	ANY OTHER (SPECIFY)	0	0	0	0.00	0.00	0	0.00
	Sub-Total (A) (1)	13	37,31,464	37,30,914	33.73	33.73	0	0.00
(2)	Foreign							
(a)	INDIVIDUALS(NRI)/FOREIGN INDIVIDUALS	0	0	0	0.00	0.00	0	0.00
(b)	BODIES CORPORATE	0	0	0	0.00	0.00	0	0.00
(c)	INSTITUTIONS	0	0	0	0.00	0.00	0	0.00
(d)	ANY OTHER (SPECIFY)	0	0	0	0.00	0.00	0	0.00
	Sub-Total (A) (2)	0	0	0	0.00	0.00	0	0.00
	Total (A)	13	37,31,464	37,30,914	33.73	33.73	0	0.00
(B)	Public shareholding							
(1)	Institutions							
(a)	MUTUAL FUNDS/UTI	3	1,570	0	0.01	0.01	0	0.00
(b)	FINANCIAL INSTITUTIONS/BANKS	5	510	0	0.00	0.00	0	0.00
(c)	CENTRAL GOVERNMENT/STATE GOVERNMENT	0	0	0	0.00	0.00	0	0.00
(d)	VENTURE CAPITAL FUND	0	0	0	0.00	0.00	0	0.00
(e)	INSURANCE COMPANIES	0	0	0	0.00	0.00	0	0.00
(f)	FOREIGN INSTITUTIONAL INVESTORS	0	0	0	0.00	0.00	0	0.00
(g)	FOREIGN VENTURE CAPITAL INVESTORS	0	0	0	0.00	0.00	0	0.00
(h)	ANY OTHER SPECIFY	0	0	0	0.00	0.00	0	0.00
	Sub-Total (B) (1)	8	2,080	0	0.01	0.01	0	0.00
(2)	Non-institutions							
(a)	BODIES CORPORATE	208	11,08,918	10,00,341	10.02	10.02	0	0.00
(b)	i) INDIVIDUALS -HOLD UPTO 1 LAKH (NOM VALUE)	37142	56,02,337	19,86,510	50.64	50.64	0	0.00
	ii) INDIVIDUALS -HOLD ABOVE 1 LAKH (NOM VALUE)	13	4,40,288	4,40,288	3.98	3.98	0	0.00
(c)	ANY OTHER (SPECIFY)- A) CLEARNG MEMBERS	25	17,590	17,590	0.16	0.16	0	0.00
	B) NON-RESIDENTS	397	1,60,054	26,746	1.45	1.45	0	0.00
	C) TRUST	0	0	0	0.00	0.00	0	0.00
	Sub-Total (B) (2)	37785	73,29,187	34,71,475	66.25	66.25	0	0.00
	Total (B)	37793	73,31,267	34,71,475	66.26	66.26	0	0.00




Category code	Category of shareholder	Number of shareholders	Total Number of Shares	Number of shares held in dematerialized form	Total Shareholding as a percentage of total no. of shares		Shares Pledged or otherwise encumbered	
					As a percentage of (A+B) (VI)	As a percentage of (A+B+C) (VII)	No. of shares (VIII)	As a percentage (IX)=(VIII)/(IV)*100
(I)	(II)	(III)	(IV)	(V)	(VI)	(VII)	(VIII)	(IX)
(C)	Shares held by Custodians and against which							
	Depository Receipts have been issued							
	SHARES HELD BY CUSTODIANS	0	0	0	0.00	0.00	0	0.00
	Sub-Total (C)	0	0	0	0.00	0.00	0	0.00
	Total (C)	0	0	0	0.00	0.00	0	0.00
	Grand-Total	37806	1,10,62,731	72,02,389	100.00	100.00	0	0.00



Annexure II
HB LEASING & FINANCE COMPANY LIMITED
(1) (b) Statement showing Shareholding of persons belonging to the category
"Promoter and Promoter Group" as on 30/09/2009

Sr. No.	Folio# / DPID, CLID	Name of the shareholder	Total Shares held		Shares pledged or otherwise encumbered		
			Number	As a % of grand total (A)+(B)+(C)	Number	As a percentage VI=(V)/(III)*100	As a % of grand total (A)+(B)+(C) of sub-clauses (I) □ (a)
1	0095990	AMRIT LAL CHADHA	200	0.00	0	0.00	0.00
2	0096230	PROMILA RANI CHADHA AMRIT LAL CHADHA	350	0.00	0	0.00	0.00
3	IN300931/10000053	PROMILA CHADHA					
4	IN300931/10000012	Anju Bhasin	76,000	0.69	0	0.00	0.00
5	IN300931/10004078	H B Stockholdings Ltd	43,200	0.39	0	0.00	0.00
6	IN300931/10001707	H.C.BHASIN	22,000	0.20	0	0.00	0.00
7	IN300931/10000061	HB FINANCIAL CONSULTANTS PVT LTD.	2,000	0.02	0	0.00	0.00
8	IN300931/10000045	Harish Chander Bhasin	13,55,059	12.25	0	0.00	0.00
9	IN300931/10000932	Lalit Bhasin	5,16,905	4.67	0	0.00	0.00
10	IN300931/10000877	Mamta kapur	46,000	0.42	0	0.00	0.00
11	IN300931/10001799	Merrygold Investments Ltd	15,07,895	13.63	0	0.00	0.00
12	IN300931/10000070	Pal Properties (India) Pvt. Ltd.	1,05,120	0.95	0	0.00	0.00
13	IN300931/10006172	R R B Securities Ltd	34,735	0.31	0	0.00	0.00
		Rima Arora	22,000	0.20	0	0.00	0.00
Grand-Total			37,31,464	33.73	0	0.00	0.00




Annexure II

HB LEASING & FINANCE COMPANY LIMITED

(1) (c) Statement showing Shareholding of persons belonging to the category "Public" and holding more than 1% of the total number of shares as on 30/09/2009

Sr. No.	Folio# / DPID,CLID	Name of the shareholder	Number of shares	Shares as a percentage of total number of shares (i.e Grand total (A+B+C)) in para(I)(a) above
1	IN300931/10000406	SUBHIKA ESTATE & TRADING PVT. LTD.	3,43,400	3.10
2	IN301250/28376097	MEENAKSHI MERCENTILES LTD	1,55,595	1.41
3	IN301436/10277885	RAJESH JAIN ANITA JAIN	1,20,659	1.09
Grand-Total			6,19,654	5.60



Annexure II
HB LEASING & FINANCE COMPANY LIMITED

(1) (d) Statement showing details of lock-in shares as on 30/09/2009

Sr. No.	Folio# / DPID,CLID	Name of the shareholder	Category of Shareholders (promoters/ Public)	Number of shares	Shares as a percentage of total number of shares (i.e Grand total (A+B+C)) in para(I)(a) above
NIL					
Grand-Total				NIL	NIL

A circular stamp for HB Leasing & Finance Co. Ltd. Gurgaon is present, with a handwritten signature written over it.

A circular stamp for Share Register Pvt. Ltd. NOIDA is present, featuring a star symbol in the center.

Annexure II

HB LEASING & FINANCE COMPANY LIMITED

Shareholding Pattern as on 30/09/2009

(II) (a) Statement showing details of Depository Receipts (DRs)

Sr No.	Type of Outstanding DR (ADRs, GDRs, SDRs, etc.)	Number of Outstanding DRs	Number of shares underlying outstanding DRs	Shares underlying outstanding DRs as a percentage of total number of shares (i.e. Grand Total (A)+(B)+(C) indicated in the statement at para (1) (a) above }
			NIL	
	TOTAL			

(II) (b) Statement showing Holding of Depository Receipts (DRs), where underlying shares are in excess of 1% of the total number of shares

Sr No.	Name of the DR Holder	Type of Outstanding DR (ADRs, GDRs, SDRs, etc.)	Number of shares underlying outstanding DRs	Shares underlying outstanding DRs as a percentage of total number of shares (i.e. Grand Total (A)+(B)+(C) indicated in the statement at para (1) (a) above }
			NIL	
	TOTAL			

