

Introductory sub-table (I)(a)

Name of the Company: HB LEASING & FINANCE COMPANY LTD			
Scrip Code, Name of the scrip, class of security: 508956 - EQUITY SHARE, EQUITY			
Quarter ended: 31/03/2011			
Partly paid-up shares:-	No. of partly paid-up shares	As a % of total no. of partly paid-up shares	As a % of total no. of shares of the company
Held by promoter/promoter group	0	0	0
Held by public	0	0	0
Total - D	0	0	0
Outstanding convertible securities:- No. of outstanding securities	No. of outstanding securities	As a % of total no. of outstanding convertible securities	As a % of total no. of shares of the company, assuming full conversion of the convertible securities
Held by promoter/promoter group	0	0	0
Held by public	0	0	0
Total - E	0	0	0
Warrants:-	No. of warrants	As a % of total no. of warrants	As a % of total no. of shares of the company, assuming full conversion of warrants
Held by promoter/promoter group	0	0	0
Held by public	0	0	0
Total - F	0	0	0
Total paid-up capital of the company, assuming full conversion of warrants and convertible securities (Grand Total (A+B+C)+ D+E+F)	11062731	0	0

Total (A+B+C)	11062731
----------------------	-----------------



Distribution Schedule

HB LEASING & FINANCE COMPANY LIMITED

Distribution of	Equity Shares	as on	31/03/2011
Total Nominal value of Rs.	110627310.00	Nominal value of each share/unit Rs.	10.00
Total number of shares/units	11062731	Paid up value of each share/unit Rs.	10.00

TABLE I
Distribution of holdings

Shareholding of value of Rs.	Shareholders		Share holdings		
	Number	% to total	Shares	Amount	% to total
UPTO TO 5000	35846	97.40	4539431	45394310.00	41.03
5001 TO 10000	542	1.47	413938	4139380.00	3.74
10001 TO 20000	246	0.67	359792	3597920.00	3.25
20001 TO 30000	62	0.17	158695	1586950.00	1.43
30001 TO 40000	40	0.11	141469	1414690.00	1.28
40001 TO 50000	6	0.02	28676	286760.00	0.26
50001 TO 100000	23	0.06	163086	1630860.00	1.47
100001 and Above	39	0.11	5257644	52576440.00	47.53
** G Total	36804	100.00	11062731	110627310.00	100.00



Annexure II
HB LEASING & FINANCE COMPANY LIMITED

(1) (a) Statement showing Shareholding Pattern as on 31/03/2011

Category code (I)	Category of shareholder (II)	Number of shareholders (III)	Total Number of Shares (IV)	Number of shares held in dematerialized form (V)	Total Shareholding as a percentage of total no. of shares		Shares Pledged or otherwise encumbered	
					As a percentage of (A+B) (VI)	As a percentage of (A+B+C) (VII)	No. of shares (VIII)	As a percentage (IX)=(VIII)/(IV)*100
(A) Shareholding of promoter and promoter Group								
(1) Indian								
(a)	INDIVIDUALS/HUF	8	22,53,927	22,53,377	20.37	20.37	0	0.00
(b)	CENTRAL GOVERNMENT/STATE GOVERNMENT	0	0	0	0.00	0.00	0	0.00
(c)	BODIES CORPORATE	5	16,92,950	16,92,950	15.30	15.30	0	0.00
(d)	FINANCIAL INSTITUTIONS/BANKS	0	0	0	0.00	0.00	0	0.00
(e)	ANY OTHER (SPECIFY)	0	0	0	0.00	0.00	0	0.00
	Sub-Total (A) (1)	13	39,46,877	39,46,327	35.67	35.67	0	0.00
(2) Foreign								
(a)	INDIVIDUALS(NRI)/FOREIGN INDIVIDUALS	0	0	0	0.00	0.00	0	0.00
(b)	BODIES CORPORATE	0	0	0	0.00	0.00	0	0.00
(c)	INSTITUTIONS	0	0	0	0.00	0.00	0	0.00
(d)	ANY OTHER (SPECIFY)	0	0	0	0.00	0.00	0	0.00
	Sub-Total (A) (2)	0	0	0	0.00	0.00	0	0.00
	Total (A)	13	39,46,877	39,46,327	35.67	35.67	0	0.00
(B) Public shareholding								
(1) Institutions								
(a)	MUTUAL FUNDS/UTI	3	1,570	0	0.01	0.01	0	0.00
(b)	FINANCIAL INSTITUTIONS/BANKS	5	510	0	0.00	0.00	0	0.00
(c)	CENTRAL GOVERNMENT/STATE GOVERNMENT	0	0	0	0.00	0.00	0	0.00
(d)	VENTURE CAPITAL FUND	0	0	0	0.00	0.00	0	0.00
(e)	INSURANCE COMPANIES	0	0	0	0.00	0.00	0	0.00
(f)	FOREIGN INSTITUTIONAL INVESTORS	0	0	0	0.00	0.00	0	0.00
(g)	FOREIGN VENTURE CAPITAL INVESTORS	0	0	0	0.00	0.00	0	0.00
(h)	ANY OTHER SPECIFY	0	0	0	0.00	0.00	0	0.00
	Sub-Total (B) (1)	8	2,080	0	0.01	0.01	0	0.00
(2) Non-institutions								
(a)	BODIES CORPORATE	166	9,11,910	8,03,483	8.24	8.24	0	0.00
(b)	i) INDIVIDUALS -HOLD UPTO 1 LAKH (NOM VALUE)	36198	54,71,975	19,62,899	49.46	49.46	0	0.00
	ii) INDIVIDUALS -HOLD ABOVE 1 LAKH (NOM VALUE)	19	5,68,761	5,68,761	5.14	5.14	0	0.00
(c)	ANY OTHER (SPECIFY)- A) CLEARING MEMBERS	13	7,962	7,962	0.07	0.07	0	0.00
	B) NON-RESIDENTS	387	1,53,166	21,038	1.38	1.38	0	0.00
	C) TRUST	0	0	0	0.00	0.00	0	0.00
	Sub-Total (B) (2)	36783	71,13,774	33,64,143	64.29	64.29	0	0.00
	Total (B)	46791	71,15,854	33,64,143	64.29	64.30	0	0.00





Category code	Category of shareholder	Number of shareholders	Total Number of Shares	Number of shares held in dematerialized form	Total Shareholding as a percentage of total no. of shares		Shares Pledged or otherwise encumbered	
					As a percentage of (A+B) (VI)	As a percentage of (A+B+C) (VII)	No. of shares (VIII)	As a percentage (IX)=(VIII)/(IV)*100
(I)	(II)	(III)	(IV)	(V)	(VI)	(VII)	(VIII)	(IX)
(C)	Shares held by Custodians and against which							
	Depository Receipts have been issued							
	SHARES HELD BY CUSTODIANS	0	0	0	0.00	0.00	0	0.00
	Sub-Total (C)	0	0	0	0.00	0.00	0	0.00
	Total (C)	0	0	0	0.00	0.00	0	0.00
	Grand-Total	36804	1,10,62,731	73,10,470	100.00	100.00	0	0.00



Annexure II

HB LEASING & FINANCE COMPANY LIMITED
(1) (b) Statement showing Shareholding of persons belonging to the category
"Promoter and Promoter Group" as on 31/03/2011

Sr. No.	Folio# / DPID/CLID	Name of the shareholder	Total Shares held		Shares pledged or otherwise encumbered	
			Number	As a % of grand total (A)+(B)+(C)	Number	As a % of grand total (A)+(B)+(C) of sub-clauses (I) & (a)
1	0095990	AMRIT LAL CHADHA	200	0.00	0	0.00
2	0096230	PROMILA RANI CHADHA	350	0.00	0	0.00
3	IN300931/10000053	PROMILA CHADHA				
4	IN300931/10000012	Anju Bhasin	2,91,413	2.63	0	0.00
5	IN300931/10004078	H B Stockholdings Ltd	43,200	0.39	0	0.00
6	IN300931/10001707	H.C.BHASIN (HUF)	22,000	0.20	0	0.00
7	IN300931/10022974	HB FINANCIAL CONSULTANTS PVT.LTD.	2,000	0.02	0	0.00
8	IN300931/10000045	Lalit Bhasin	13,53,059	12.25	0	0.00
9	IN300931/10000932	Lalit Bhasin	5,16,905	4.67	0	0.00
10	IN300931/10000877	Mamta kapur	46,000	0.42	0	0.00
11	IN300931/10001799	Merrygold Investments Ltd	15,07,895	13.63	0	0.00
12	IN300931/10000070	Pal Properties (India) Pvt. Ltd.	1,05,120	0.95	0	0.00
13	IN300931/10006172	R R B Securities Ltd	34,735	0.31	0	0.00
		Rima Arora	22,000	0.20	0	0.00
Grand-Total			39,46,877	35.68	0	0.00



Annexure II

HB LEASING & FINANCE COMPANY LIMITED

(1) (c) Statement showing Shareholding of persons belonging to the category "Public" and holding more than 1% of the total number of shares as on 31/03/2011


Sr. No.	Folio# / DPID,CLID	Name of the shareholder	Number of shares	Shares as a percentage of total number of shares (i.e Grand total (A+B+C)) in para(I)(a) above
1	IN300931/10000406	SUBHIKA ESTATE & TRADING PVT. LTD.	3,43,400	3.10
2	IN301436/10277885	RAJESH JAIN ANITA JAIN	1,20,659	1.09
Grand-Total			4,64,059	4.19



Annexure II
HB LEASING & FINANCE COMPANY LIMITED

(1) (d) Statement showing details of lock-in shares as on 31/03/2011

Sr. No.	Folio# / DPID,CLID	Name of the shareholder	Category of Shareholders (promoters/ Public)	Number of shares	Shares as a percentage of total number of shares (i.e Grand total (A+B+C)) in para(I)(a) above
		NIL		NIL	NIL
Grand-Total				NIL	NIL



Annexure II
HB LEASING & FINANCE COMPANY LIMITED

Shareholding Pattern as on 31/03/2011

(II) (a) Statement showing details of Depository Receipts (DRs)

Sr No.	Type of Outstanding DR (ADRs, GDRs,SDRs,etc.	Number of Outstanding DRs	Number of shares underlying outstanding DRs	Shares underlying outstanding DRs as a percentage of total number of shares {i.e. Grand Total (A)+(B) +(C) indicated in the statement at para (1) (a) above }
			NIL	
	TOTAL			

(II) (b) Statement showing Holding of Depository Receipts (DRs), where underlying shares are in excess of 1% of the total number of shares

Sr No.	Name of the DR Holder	Type of Outstanding DR (ADRs, GDRs,SDRs,etc.	Number of shares underlying outstanding DRs	Shares underlying outstanding DRs as a percentage of total number of shares {i.e. Grand Total (A)+(B) +(C) indicated in the statement at para (1) (a) above }
			NIL	
	TOTAL			

