

Distribution Schedule

HB LEASING & FINANCE COMPANY LIMITED

Distribution of	Equity Shares	as on	30/06/2010
Total Nominal value of Rs.	110627310.00	Nominal value of each share/unit Rs.	10.00
Total number of shares/units	11062731	Paid up value of each share/unit Rs.	10.00

TABLE I
Distribution of holdings


Shareholding of value of Rs.	Shareholders		Share holdings		
	Number	% to total	Shares	Amount	% to total
UPTO TO 5000	36323	97.47	4615233	46152330.00	41.72
5001 TO 10000	535	1.44	409261	4092610.00	3.70
10001 TO 20000	231	0.62	336282	3362820.00	3.04
20001 TO 30000	67	0.18	173380	1733800.00	1.57
30001 TO 40000	33	0.09	115491	1154910.00	1.04
40001 TO 50000	10	0.03	44862	448620.00	0.41
50001 TO 100000	28	0.08	193016	1930160.00	1.74
100001 and Above	39	0.10	5175206	51752060.00	46.78
** G Total	37266	100.00	11062731	110627310.00	100.00



Annexure II
HB LEASING & FINANCE COMPANY LIMITED

(1) (a) Statement showing Shareholding Pattern as on **30/06/2010**

Category code (I)	Category of shareholder (II)	Number of shareholders (III)	Total Number of Shares (IV)	Number of shares held in dematerialized form (V)	Total Shareholding as a percentage of total no. of shares		Shares Pledged or otherwise encumbered	
					As a percentage of (A+B) (VI)	As a percentage of (A+B+C) (VII)	No. of shares (VIII)	As a percentage (IX)=(VIII)/(IV)*100
(A) Shareholding of promoter and promoter Group								
(1) Indian								
(a)	INDIVIDUALS/HUF	8	20,67,040	20,66,490	18.68	18.68	0	0.00
(b)	CENTRAL GOVERNMENT/STATE GOVERNMENT	0	0	0	0.00	0.00	0	0.00
(c)	BODIES CORPORATE	5	16,92,950	16,92,950	15.30	15.30	0	0.00
(d)	FINANCIAL INSTITUTIONS/BANKS	0	0	0	0.00	0.00	0	0.00
(e)	ANY OTHER (SPECIFY)	0	0	0	0.00	0.00	0	0.00
	Sub-Total (A) (1)	13	37,59,990	37,59,440	33.98	33.98	0	0.00
(2) Foreign								
(a)	INDIVIDUALS(NRI)/FOREIGN INDIVIDUALS	0	0	0	0.00	0.00	0	0.00
(b)	BODIES CORPORATE	0	0	0	0.00	0.00	0	0.00
(c)	INSTITUTIONS	0	0	0	0.00	0.00	0	0.00
(d)	ANY OTHER (SPECIFY)	0	0	0	0.00	0.00	0	0.00
	Sub-Total (A) (2)	0	0	0	0.00	0.00	0	0.00
	Total (A)	13	37,59,990	37,59,440	33.98	33.98	0	0.00
(B) Public shareholding								
(1) Institutions								
(a)	MUTUAL FUNDS/UTI	3	1,570	0	0.01	0.01	0	0.00
(b)	FINANCIAL INSTITUTIONS/BANKS	5	510	0	0.00	0.00	0	0.00
(c)	CENTRAL GOVERNMENT/STATE GOVERNMENT	0	0	0	0.00	0.00	0	0.00
(d)	VENTURE CAPITAL FUND	0	0	0	0.00	0.00	0	0.00
(e)	INSURANCE COMPANIES	0	0	0	0.00	0.00	0	0.00
(f)	FOREIGN INSTITUTIONAL INVESTORS	0	0	0	0.00	0.00	0	0.00
(g)	FOREIGN VENTURE CAPITAL INVESTORS	0	0	0	0.00	0.00	0	0.00
(h)	ANY OTHER SPECIFY	0	0	0	0.00	0.00	0	0.00
	Sub-Total (B) (1)	8	2,080	0	0.01	0.01	0	0.00
(2) Non-institutions								
(a)	BODIES CORPORATE	185	11,09,937	10,01,510	10.03	10.03	0	0.00
(b)	i) INDIVIDUALS -HOLD UPTO 1 LAKH (NOM VALUE)	36634	55,14,632	19,48,777	49.85	49.85	0	0.00
	ii) INDIVIDUALS -HOLD ABOVE 1 LAKH (NOM VALUE)	17	5,02,090	5,02,090	4.54	4.54	0	0.00
(c)	ANY OTHER (SPECIFY)- A) CLEARING MEMBERS	15	14,778	14,778	0.13	0.13	0	0.00
	B) NON-RESIDENTS	394	1,59,224	26,396	1.44	1.44	0	0.00
	C) TRUST	0	0	0	0.00	0.00	0	0.00
	Sub-Total (B) (2)	37245	73,00,661	34,93,551	65.99	65.99	0	0.00
	Total (B)	37253	73,02,741	34,93,551	66.00	66.00	0	0.00



Category code (I)	Category of shareholder (II)	Number of shareholders (III)	Total Number of Shares (IV)	Number of shares held in dematerialized form (V)	Total Shareholding as a percentage of total no. of shares		Shares Pledged or otherwise encumbered	
					As a percentage of (A+B) (VI)	As a percentage of (A+B+C) (VII)	No. of shares (VIII)	As a percentage (IX)=(VIII)/(IV)*100
(C) Shares held by Custodians and against which								
Depository Receipts have been issued								
	SHARES HELD BY CUSTODIANS	0	0	0	0.00	0.00	0	0.00
	Sub-Total (C)	0	0	0	0.00	0.00	0	0.00
	Total (C)	0	0	0	0.00	0.00	0	0.00
	Grand-Total	37266	1,10,62,731	72,52,991	100.00	100.00	0	0.00



Annexure II
HB LEASING & FINANCE COMPANY LIMITED
(1) (b) Statement showing Shareholding of persons belonging to the category
"Promoter and Promoter Group" as on 30/06/2010

Sr. No.	Folio# / DPID, CLID	Name of the shareholder	Total Shares held		Shares pledged or otherwise encumbered		
			Number	As a % of grand total (A)+(B)+(C)	Number	As a percentage VI=(V)/(III)*100	As a % of grand total (A)+(B)+(C) of sub-clauses (I) □ (a)
1	0095990	AMRIT LAL CHADHA	200	0.00	0	0.00	0.00
2	0096230	PROMILA RANI CHADHA AMRIT LAL CHADHA PROMILA CHADHA	350	0.00	0	0.00	0.00
3	IN300931/10000053	Anju Bhasin	1,04,526	0.94	0	0.00	0.00
4	IN300931/10000012	H B Stockholdings Ltd	43,200	0.39	0	0.00	0.00
5	IN300931/10004078	H.C.BHASIN	22,000	0.20	0	0.00	0.00
6	IN300931/10001707	HB FINANCIAL CONSULTANTS PVT LTD.	2,000	0.02	0	0.00	0.00
7	IN300931/10000061	Harish Chander Bhasin	13,55,059	12.25	0	0.00	0.00
8	IN300931/10000045	Lalit Bhasin	5,16,905	4.67	0	0.00	0.00
9	IN300931/10000932	Mamta kapur	46,000	0.42	0	0.00	0.00
10	IN300931/10000877	Merrygold Investments Ltd	15,07,895	13.63	0	0.00	0.00
11	IN300931/10001799	Pal Properties (India) Pvt. Ltd.	1,05,120	0.95	0	0.00	0.00
12	IN300931/10000070	R R B Securities Ltd	34,735	0.31	0	0.00	0.00
13	IN300931/10006172	Rima Arora	22,000	0.20	0	0.00	0.00
Grand-Total			37,59,990	33.99	0	0.00	0.00





Annexure II

HB LEASING & FINANCE COMPANY LIMITED

(1) (c) Statement showing Shareholding of persons belonging to the category "Public" and holding more than 1% of the total number of shares as on 30/06/2010

Sr. No.	Folio# / DPID,CLID	Name of the shareholder	Number of shares	Shares as a percentage of total number of shares (i.e Grand total (A+B+C)) in para(I)(a) above
1	IN300931/10000406	SUBHIKA ESTATE & TRADING PVT. LTD.	3,43,400	3.10
2	IN301250/28376097	MEENAKSHI MERCENTILES LTD	1,55,595	1.41
3	IN301436/10277885	RAJESH JAIN ANITA JAIN	1,20,659	1.09
Grand-Total			6,19,654	5.60



Annexure II
HB LEASING & FINANCE COMPANY LIMITED

(1) (d) Statement showing details of lock-in shares as on 30/06/2010


Sr. No.	Folio# / DPID,CLID	Name of the shareholder	Category of Shareholders (promoters/ Public)	Number of shares	Shares as a percentage of total number of shares (i.e Grand total (A+B+C)) in para(1)(a) above
---------	--------------------	-------------------------	--	------------------	--

NIL

NIL

NIL

Grand-Total	NIL	NIL
-------------	-----	-----



Annexure II
HB LEASING & FINANCE COMPANY LIMITED

Shareholding Pattern as on 30/06/2010

(II) (a) Statement showing details of Depository Receipts (DRs)

Sr No.	Type of Outstanding DR (ADRs, GDRs,SDRs,etc.	Number of Outstanding DRs	Number of shares underlying outstanding DRs	Shares underlying outstanding DRs as a percentage of total number of shares {i.e. Grand Total (A)+(B) +(C) indicated in the statement at para (1) (a) above }
			NIL	
	TOTAL			

(II) (b) Statement showing Holding of Depository Receipts (DRs), where underlying shares are in excess of 1% of the total number of shares

Sr No.	Name of the DR Holder	Type of Outstanding DR (ADRs, GDRs,SDRs,etc.	Number of shares underlying outstanding DRs	Shares underlying outstanding DRs as a percentage of total number of shares {i.e. Grand Total (A)+(B) +(C) indicated in the statement at para (1) (a) above }
			NIL	
	TOTAL			

