


**Distribution Schedule**

**HB LEASING & FINANCE COMPANY LIMITED**

Distribution of	Equity Shares	as on	30/06/2009
Total Nominal value of Rs.	110627310.00	Nominal value of each share/unit Rs.	10.00
Total number of shares/units	11062731	Paid up value of each share/unit Rs.	10.00

**TABLE I  
Distribution of holdings**


Shareholding of value of Rs.	Shareholders		Share holdings		
	Number	% to total	Shares	Amount	% to total
UPTO TO 5000	37026	97.51	4731334	47313340.00	42.77
5001 TO 10000	550	1.45	420143	4201430.00	3.80
10001 TO 20000	230	0.61	333293	3332930.00	3.01
20001 TO 30000	64	0.17	164492	1644920.00	1.49
30001 TO 40000	30	0.08	106665	1066650.00	0.96
40001 TO 50000	9	0.02	42452	424520.00	0.38
50001 TO 100000	29	0.08	199044	1990440.00	1.80
100001 and Above	35	0.09	5065308	50653080.00	45.79
<b>** G Total</b>	<b>37973</b>	<b>100.00</b>	<b>11062731</b>	<b>110627310.00</b>	<b>100.00</b>



**Annexure II**  
**HB LEASING & FINANCE COMPANY LIMITED**

**(1) (a) Statement showing Shareholding Pattern as on 30/06/2009**

Category code (I)	Category of shareholder (II)	Number of shareholders (III)	Total Number of Shares (IV)	Number of shares held in dematerialized form (V)	Total Shareholding as a percentage of total no. of shares		Shares Pledged or otherwise encumbered	
					As a percentage of (A+B) (VI)	As a percentage of (A+B+C) (VII)	No. of shares (VIII)	As a percentage (IX)=(VIII)/(IV)*100
<b>(A) Shareholding of promoter and promoter Group</b>								
<b>(1) Indian</b>								
(a)	INDIVIDUALS/HUF	8	20,38,514	20,37,964	18.43	18.43	0	0.00
(b)	CENTRAL GOVERNMENT/STATE GOVERNMENT	0	0	0	0.00	0.00	0	0.00
(c)	BODIES CORPORATE	5	16,92,950	16,92,950	15.30	15.30	0	0.00
(d)	FINANCIAL INSTITUTIONS/BANKS	0	0	0	0.00	0.00	0	0.00
(e)	ANY OTHER (SPECIFY)	0	0	0	0.00	0.00	0	0.00
	Sub-Total (A) (1)	13	37,31,464	37,30,914	33.73	33.73	0	0.00
<b>(2) Foreign</b>								
(a)	INDIVIDUALS(NRI)/FOREIGN INDIVIDUALS	0	0	0	0.00	0.00	0	0.00
(b)	BODIES CORPORATE	0	0	0	0.00	0.00	0	0.00
(c)	INSTITUTIONS	0	0	0	0.00	0.00	0	0.00
(d)	ANY OTHER (SPECIFY)	0	0	0	0.00	0.00	0	0.00
	Sub-Total (A) (2)	0	0	0	0.00	0.00	0	0.00
	Total (A)	13	37,31,464	37,30,914	33.73	33.73	0	0.00
<b>(B) Public shareholding</b>								
<b>(1) Institutions</b>								
(a)	MUTUAL FUNDS/UTI	3	1,570	0	0.01	0.01	0	0.00
(b)	FINANCIAL INSTITUTIONS/BANKS	5	510	0	0.00	0.00	0	0.00
(c)	CENTRAL GOVERNMENT/STATE GOVERNMENT	0	0	0	0.00	0.00	0	0.00
(d)	VENTURE CAPITAL FUND	0	0	0	0.00	0.00	0	0.00
(e)	INSURANCE COMPANIES	0	0	0	0.00	0.00	0	0.00
(f)	FOREIGN INSTITUTIONAL INVESTORS	0	0	0	0.00	0.00	0	0.00
(g)	FOREIGN VENTURE CAPITAL INVESTORS	0	0	0	0.00	0.00	0	0.00
(h)	ANY OTHER SPECIFY	0	0	0	0.00	0.00	0	0.00
	Sub-Total (B) (1)	8	2,080	0	0.01	0.01	0	0.00
<b>(2) Non-institutions</b>								
(a)	BODIES CORPORATE	211	10,91,063	9,82,486	9.86	9.86	0	0.00
(b)	i) INDIVIDUALS -HOLD UPTO 1 LAKH (NOM VALUE)	37305	56,12,093	19,80,268	50.73	50.73	0	0.00
	ii) INDIVIDUALS -HOLD ABOVE 1 LAKH (NOM VALUE)	13	4,40,288	4,40,288	3.98	3.98	0	0.00
(c)	ANY OTHER (SPECIFY)- A) CLEARNG MEMBERS	26	22,086	22,086	0.20	0.20	0	0.00
	B) NON-RESIDENTS	397	1,63,657	30,349	1.48	1.48	0	0.00
	C) TRUST	0	0	0	0.00	0.00	0	0.00
	Sub-Total (B) (2)	37952	73,29,187	34,55,477	66.25	66.25	0	0.00
	Total (B)	37960	73,31,267	34,55,477	66.26	66.26	0	0.00




Category code	Category of shareholder	Number of shareholders	Total Number of Shares	Number of shares held in dematerialized form	Total Shareholding as a percentage of total no. of shares		Shares Pledged or otherwise encumbered	
					As a percentage of (A+B) (VI)	As a percentage of (A+B+C) (VII)	No. of shares (VIII)	As a percentage (IX)=(VIII)/(IV)*100
(I)	(II)	(III)	(IV)	(V)	(VI)	(VII)	(VIII)	(IX)
(C)	<b>Shares held by Custodians and against which</b>							
	<b>Depository Receipts have been issued</b>							
	SHARES HELD BY CUSTODIANS	0	0	0	0.00	0.00	0	0.00
	Sub-Total (C)	0	0	0	0.00	0.00	0	0.00
	Total (C)	0	0	0	0.00	0.00	0	0.00
	Grand-Total	37973	1,10,62,731	71,86,391	100.00	100.00	0	0.00



**Annexure II**  
**HB LEASING & FINANCE COMPANY LIMITED**  
**(1) (b) Statement showing Shareholding of persons belonging to the category**  
**"Promoter and Promoter Group" as on 30/06/2009**

Sr. No.	Folio# / DPID, CLID	Name of the shareholder	Total Shares held		Shares pledged or otherwise encumbered		
			Number	As a % of grand total (A)+(B)+(C)	Number	As a per-centage VI=(V)/ (III)*100	As a % of grand total (A)+(B)+(C) of sub-clauses (1) □ (a)
1	0095990	AMRIT LAL CHADHA PROMILA RANI CHADHA	200	0.00	0	0.00	0.00
2	0096230	AMRIT LAL CHADHA PROMILA CHADHA	350	0.00	0	0.00	0.00
3	IN300931/10000053	Anju Bhasin	76,000	0.69	0	0.00	0.00
4	IN300931/10000012	H B Stockholdings Ltd	43,200	0.39	0	0.00	0.00
5	IN300931/10004078	H.C.BHASIN	22,000	0.20	0	0.00	0.00
6	IN300931/10001707	HB FINANCIAL CONSULTANTS PVT LTD.	2,000	0.02	0	0.00	0.00
7	IN300931/10000061	Harsh Chander Bhasin	13,55,059	12.25	0	0.00	0.00
8	IN300931/10000045	Lalit Bhasin	5,16,905	4.67	0	0.00	0.00
9	IN300931/10000932	Mamta kapur	46,000	0.42	0	0.00	0.00
10	IN300931/10000877	Merrygold Investments Ltd	15,07,895	13.63	0	0.00	0.00
11	IN300931/10001799	Pal Properties ( India) Pvt. Ltd.	1,05,120	0.95	0	0.00	0.00
12	IN300931/10000070	R R B Securities Ltd	34,735	0.31	0	0.00	0.00
13	IN300931/10006172	Rina Aurora	22,000	0.20	0	0.00	0.00
<b>Grand-Total</b>			<b>37,31,464</b>	<b>33.73</b>	<b>0</b>	<b>0.00</b>	<b>0.00</b>




**Annexure II**

**HB LEASING & FINANCE COMPANY LIMITED**

**(1) (c) Statement showing Shareholding of persons belonging to the category "Public" and holding more than 1% of the total number of shares as on 30/06/2009**


Sr. No.	Folio# / DPID,CLID	Name of the shareholder	Number of shares	Shares as a percentage of total number of shares (i.e Grand total (A+B+C)) in para(I)(a) above
1	IN300931/10000406	SUBHIKA ESTATE & TRADING PVT. LTD.	3,43,400	3.10
2	IN301250/28376097	MEENAKSHI MERCENTILES LTD	1,55,595	1.41
3	IN301436/10277885	RAJESH JAIN ANITA JAIN	1,20,659	1.09
<b>Grand-Total</b>			<b>6,19,654</b>	<b>5.60</b>



**Annexure II  
HB LEASING & FINANCE COMPANY LIMITED**

**(1) (d) Statement showing details of lock-in shares as on 30/06/2009**

Sr. No.	Folio# / DPID, CLID	Name of the shareholder	Category of Shareholders (promoters/ Public)	Number of shares	Shares as a percentage of total number of shares (i.e Grand total (A+B+C)) in para(I)(a) above
		NIL		NIL	NIL
<b>Grand-Total</b>				NIL	NIL



**Annexure II**  
**HB LEASING & FINANCE COMPANY LIMITED**


Shareholding Pattern as on 30/06/2009

**(II) (a) Statement showing details of Depository Receipts (DRs)**

Sr No.	Type of Outstanding DR (ADRs, GDRs,SDRs,etc.	Number of Outstanding DRs	Number of shares underlying outstanding DRs	Shares underlying outstanding DRs as a percentage of total number of shares (i.e. Grand Total (A)+(B) +(C) indicated in the statement at para (1) (a) above }
			NIL	
	<b>TOTAL</b>			

**(II) (b) Statement showing Holding of Depository Receipts (DRs), where underlying shares are in excess of 1% of the total number of shares**

Sr No.	Name of the DR Holder	Type of Outstanding DR (ADRs, GDRs,SDRs,etc.	Number of shares underlying outstanding DRs	Shares underlying outstanding DRs as a percentage of total number of shares (i.e. Grand Total (A)+(B) +(C) indicated in the statement at para (1) (a) above }
			NIL	
	<b>TOTAL</b>			



Log for  
13 Jul 2009 15:22

---

Last Transaction

Date	Time	Type	Identification	Duration	Pages	Result
13 Jul	15:19	Fax Sent	02222723719	3:23	8	OK

---