

Distribution Schedule

HB LEASING & FINANCE COMPANY LIMITED

Distribution of	Equity Shares	as on	31/12/2009
Total Nominal value of Rs.	110627310.00	Nominal value of each share/unit Rs.	10.00
Total number of shares/units	11062731	Paid up value of each share/unit Rs.	10.00

TABLE I
Distribution of holdings


Shareholding of value of Rs.	Shareholders		Share holdings		
	Number	% to total	Shares	Amount	% to total
UPTO TO 5000	36644	97.48	4664950	46649500.00	42.17
5001 TO 10000	539	1.43	409371	4093710.00	3.70
10001 TO 20000	231	0.61	334572	3345720.00	3.02
20001 TO 30000	67	0.18	172902	1729020.00	1.56
30001 TO 40000	35	0.09	125094	1250940.00	1.13
40001 TO 50000	5	0.01	22967	229670.00	0.21
50001 TO 100000	33	0.09	244146	2441460.00	2.21
100001 and Above	36	0.10	5088729	50887290.00	46.00
** G Total	37590	100.00	11062731	110627310.00	100.00




Annexure II
HB LEASING & FINANCE COMPANY LIMITED

(1) (a) Statement showing Shareholding Pattern as on 31/12/2009

Category code	Category of shareholder	Number of shareholders	Total Number of Shares	Number of shares held in dematerialized form	Total Shareholding as a percentage of total no. of shares		Shares Pledged or otherwise encumbered	
					As a percentage of (A+B) (VI)	As a percentage of (A+B+C) (VII)	No. of shares (VIII)	As a percentage (IX)=(VIII)/(IV)*100
(I)	(II)	(III)	(IV)	(V)	(VI)	(VII)	(VIII)	(IX)
(A) Shareholding of promoter and promoter Group								
(1) Indian								
(a)	INDIVIDUALS/HUF	8	20,38,514	20,37,964	18.43	18.43	0	0.00
(b)	CENTRAL GOVERNMENT/STATE GOVERNMENT	0	0	0	0.00	0.00	0	0.00
(c)	BODIES CORPORATE	5	16,92,950	16,92,950	15.30	15.30	0	0.00
(d)	FINANCIAL INSTITUTIONS/BANKS	0	0	0	0.00	0.00	0	0.00
(e)	ANY OTHER (SPECIFY)	0	0	0	0.00	0.00	0	0.00
	Sub-Total (A) (1)	13	37,31,464	37,30,914	33.73	33.73	0	0.00
(2) Foreign								
(a)	INDIVIDUALS(NRI)/FOREIGN INDIVIDUALS	0	0	0	0.00	0.00	0	0.00
(b)	BODIES CORPORATE	0	0	0	0.00	0.00	0	0.00
(c)	INSTITUTIONS	0	0	0	0.00	0.00	0	0.00
(d)	ANY OTHER (SPECIFY)	0	0	0	0.00	0.00	0	0.00
	Sub-Total (A) (2)	0	0	0	0.00	0.00	0	0.00
	Total (A)	13	37,31,464	37,30,914	33.73	33.73	0	0.00
(B) Public shareholding								
(1) Institutions								
(a)	MUTUAL FUNDS/UTI	3	1,570	0	0.01	0.01	0	0.00
(b)	FINANCIAL INSTITUTIONS/BANKS	5	510	0	0.00	0.00	0	0.00
(c)	CENTRAL GOVERNMENT/STATE GOVERNMENT	0	0	0	0.00	0.00	0	0.00
(d)	VENTURE CAPITAL FUND	0	0	0	0.00	0.00	0	0.00
(e)	INSURANCE COMPANIES	0	0	0	0.00	0.00	0	0.00
(f)	FOREIGN INSTITUTIONAL INVESTORS	0	0	0	0.00	0.00	0	0.00
(g)	FOREIGN VENTURE CAPITAL INVESTORS	0	0	0	0.00	0.00	0	0.00
(h)	ANY OTHER SPECIFY	0	0	0	0.00	0.00	0	0.00
	Sub-Total (B) (1)	8	2,080	0	0.01	0.01	0	0.00
(2) Non-institutions								
(a)	BODIES CORPORATE	209	11,27,455	10,18,728	10.19	10.19	0	0.00
(b)	i) INDIVIDUALS -HOLD UPTO 1 LAKH (NOM VALUE)	36935	55,70,358	19,69,614	50.35	50.35	0	0.00
	ii) INDIVIDUALS -HOLD ABOVE 1 LAKH (NOM VALUE)	14	4,55,128	4,55,128	4.11	4.11	0	0.00
(c)	ANY OTHER (SPECIFY)- A) CLEARNG MEMBERS	17	17,322	17,322	0.16	0.16	0	0.00
	B) NON-RESIDENTS	394	1,58,924	25,896	1.44	1.44	0	0.00
	C) TRUST	0	0	0	0.00	0.00	0	0.00
	Sub-Total (B) (2)	37569	73,29,187	34,86,688	66.25	66.25	0	0.00
	Total (B)	37577	73,31,267	34,86,688	66.26	66.26	0	0.00




Category code	Category of shareholder	Number of shareholders	Total Number of Shares	Number of shares held in dematerialized form	Total Shareholding as a percentage of total no. of shares		Shares Pledged or otherwise encumbered	
					As a percentage of (A+B) (VI)	As a percentage of (A+B+C) (VII)	No. of shares (VIII)	As a percentage (IX)=(VIII)/(IV)*100
(I)	(II)	(III)	(IV)	(V)	(VI)	(VII)	(VIII)	(IX)
(C)	Shares held by Custodians and against which							
	Depository Receipts have been issued							
	SHARES HELD BY CUSTODIANS	0	0	0	0.00	0.00	0	0.00
	Sub-Total (C)	0	0	0	0.00	0.00	0	0.00
	Total (C)	0	0	0	0.00	0.00	0	0.00
	Grand-Total	37590	1,10,62,731	72,17,602	100.00	100.00	0	0.00



Annexure II
HB LEASING & FINANCE COMPANY LIMITED

(1) (b) Statement showing Shareholding of persons belonging to the category "Promoter and Promoter Group", as on 31/12/2009

Sr. No.	Folio# / DPID/CLID	Name of the shareholder	Total Shares held		Shares pledged or otherwise encumbered		
			Number	As a % of grand total (A)+(B)+(C)	Number	As a per-centage VI=(V)/ (III)*100	As a % of Grand total (A)+(B)+(C) of sub-clauses (I) □ (a)
1	0095990	AMRITLAL CHADHA PROMILA RANI CHADHA	200	0.00	0	0.00	0.00
2	0096230	AMRITLAL CHADHA PROMILA CHADHA	350	0.00	0	0.00	0.00
3	IN300931/10000053	Anju Bhasin	76,000	0.69	0	0.00	0.00
4	IN300931/10000012	H B Stockholdings Ltd	43,200	0.39	0	0.00	0.00
5	IN300931/100004078	H.C.BHASIN	22,000	0.20	0	0.00	0.00
6	IN300931/10001707	HB FINANCIAL CONSULTANTS PVT.LTD.	2,000	0.02	0	0.00	0.00
7	IN300931/10000061	Harish Chander Bhasin	13,55,059	12.25	0	0.00	0.00
8	IN300931/10000045	Lalit Bhasin	5,16,905	4.67	0	0.00	0.00
9	IN300931/10000932	Mamta kapur	46,000	0.42	0	0.00	0.00
10	IN300931/10000877	Merrygold Investments Ltd	15,07,895	13.63	0	0.00	0.00
11	IN300931/10001799	Pal Properties (India) Pvt. Ltd.	1,05,120	0.95	0	0.00	0.00
12	IN300931/10000070	R R B Securities Ltd	34,735	0.31	0	0.00	0.00
13	IN300931/10006172	Rima Arora	22,000	0.20	0	0.00	0.00
Grand-Total			37,31,464	33.73	0	0.00	0.00

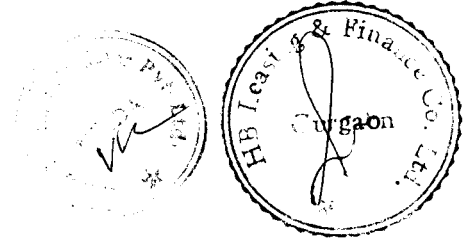


Annexure II

HB LEASING & FINANCE COMPANY LIMITED

(1) (c) Statement showing Shareholding of persons belonging to the category "Public" and holding more than 1% of the total number of shares as on 31/12/2009


Sr. No.	Folio# / DPID,CLID	Name of the shareholder	Number of shares	Shares as a percentage of total number of shares (i.e Grand total (A+B+C)) in para(I)(a) above
1	IN300931/10000406	SUBHIKA ESTATE & TRADING PVT. LTD.	3,43,400	3.10
2	IN301250/28376097	MEENAKSHI MERCENTILES LTD	1,55,595	1.41
3	IN301436/10277885	RAJESH JAIN ANITA JAIN	1,20,659	1.09
Grand-Total			6,19,654	5.60



Annexure II
HB LEASING & FINANCE COMPANY LIMITED

(1) (d) Statement showing details of lock-in shares as on 31/12/2009

Sr. No.	Folio# / DPID,CLID	Name of the shareholder	Category of Shareholders (promoters/ Public)	Number of shares	Shares as a percentage of total number of shares (i.e Grand total (A+B+C)) in para(I)(a) above
		NIL		NIL	NIL
Grand-Total			NIL	NIL	



Annexure II

HB LEASING & FINANCE COMPANY LIMITED

Shareholding Pattern as on 31/12/2009

(II) (a) Statement showing details of Depository Receipts (DRs)

Sr No.	Type of Outstanding DR (ADRs, GDRs,SDRs,etc.	Number of Outstanding DRs	Number of shares underlying outstanding DRs	Shares underlying outstanding DRs as a percentage of total number of shares {i.e. Grand Total (A)+(B) +(C) indicated in the statement at para (1) (a) above }
			NIL	
	TOTAL			

(II) (b) Statement showing Holding of Depository Receipts (DRs), where underlying shares are in excess of 1% of the total number of shares

Sr No.	Name of the DR Holder	Type of Outstanding DR (ADRs, GDRs,SDRs,etc.	Number of shares underlying outstanding DRs	Shares underlying outstanding DRs as a percentage of total number of shares {i.e. Grand Total (A)+(B) +(C) indicated in the statement at para (1) (a) above }
			NIL	
	TOTAL			

